




Final Report

DAY 1 - 20/06/2017


| SESSION | METHOD | PICTURE |
|---|--|---|
| 15.00 ARRIVAL OF THE PARTICIPANTS | <p>FREE TIME TO LET PARTICIPANTS REST AND TAKE FAMILIARITY WITH THE PLACE AND WITH THE OTHER MEMBERS OF THE TRAINING COURSE.</p> <p>METHODS: PARTICIPANTS PLAY SOME NAME GAMES IN CIRCLE.</p> |  |
| 18.00 NAME GAMES | <p>PARTICIPANTS START TO KNOW EACH OTHER THROUGH NAME GAMES.</p> <p>METHODS: CROSSWORD GAME, FUNNY STORIES ABOUT THEIR NAMES.</p> |  |
| 20.00 DINNER | <p>PARTICIPANTS HAVE DINNER ALL TOGETHER IN OPEN AIR, ENJOYING ITALIAN FOOD. DINNER TAKES PLACE EVERYDAY AT 8.00PM.</p> |  |

DAY 2 - 21/06/2017

| SESSION | METHOD | PICTURE |
|---|---|---|
| <p>09.30</p> <p>GAME TO KNOW EACH OTHER (EUROPE IN A ROOM)</p> | <p>A QUICK GAME TO ENERGIZE THE GROUP AND BE READY FOR THE NEXT ACTIVITIES.</p> <p>METHOD: PHYSICAL REPRESENTATION OF THE MAP OF EUROPE, ACCORDING TO THE PARTICIPANTS' COUNTRIES</p> |  |
| <p>10.00</p> <p>TEAM BUILDING GAME (MISSION IMPOSSIBLE)</p> | <p>THE GROUP STARTS WORKING TOGETHER THROUGH CREATIVE STRATEGIES.</p> <p>METHOD: THE GROUP NEED TO WIN 750 POINTS AND HAVE TO CHOOSE DIFFERENT CHALLENGES TO DO IT IN 45 MINUTES (FLYING CARPET, MINEFIELD, MAP OF EUROPE, A TO Z, SING A SONG, PASS THE BALL)</p> |  |
| <p>10.50</p> <p>FEARS AND CONTRIBUTIONS</p> | <p>THE PARTICIPANTS SHARE THEIR FEARS AND THEIR CONTRIBUTIONS ABOUT THE TRAINING COURSE.</p> <p>METHOD: THEY WRITE THEIR THOUGHTS ANONYMOUSLY ON A POST-IT AND THEN THE GROUP DISCUSS THEM.</p> |  |

| SESSION | METHOD | PICTURE |
|--|--|---|
| <p>11.00 COFFE BREAK</p> | <p>JUST HALF-AN-HOUR TO LET ALL PEOPLE REST AND BE READY FOR THE NEXT PART OF THE ACTIVITIES. COFFEE-BREAK TAKES PLACE EVERY MORNING AND EVERY AFTERNOON AT 11.00AM AND 4.30PM</p> |  |
| <p>11.30 ORGANISATIONS MARKET (ELEVATOR GAME)</p> | <p>PARTICIPANTS PROMOTE THEIR SENDING ORGANISATIONS IN ORDER TO FIND NEW PARTNERSHIPS. METHOD: EACH ORGANISATION HAS 1 MINUTE TO PERSUADE A BUSINESS MAN TO START A NEW COLLABORATION</p> |  |
| <p>13.00 LUNCH</p> | <p>PARTICIPANTS HAVE LUNCH ALL TOGETHER IN OPEN AIR, ENJOYING ITALIAN FOOD. LUNCH TAKES PLACE EVERYDAY AT 1.00PM.</p> |  |


| SESSION | METHOD | PICTURE |
|--|---|---|
| <p>15.00</p> <p>ERASMUS + Y.E.</p> <p>QUALITY CRITERIA</p> | <p>DISCUSSION ABOUT WHAT IS A YOUTH EXCHANGE AND DIFFERENT STEPS OF CREATING A PROJECT.</p> <p>METHODS: "CHAIRS GAME", EXPLICATION OF THE STEPS OF A Y.E. AND EXERCISE IN GROUP.</p> |  |
| <p>17.00</p> <p>YES</p> <p>ORIGAMI</p> | <p>AN ACTIVITY TO GET TO KNOW EACH OTHER BETTER.</p> <p>METHOD: PARTICIPANTS CREATE THEIR OWN ORIGAMI ON WHICH THEY WRITE SOMETHING PERSONAL. THEN THEY SHOW IT TO THE OTHER MEMBERS OF THE GROUP.</p> |  |
| <p>17.15</p> <p>GOOD AND BAD PRACTICES IN YOUTH EXCHANGES</p> | <p>INTRODUCTION ABOUT WHAT TO DO AND NOT TO DO IN A Y.E.</p> <p>METHODS: THEATRE OF PARTICIPANTS IN MIXED GROUPS ABOUT DIFFERENT STEPS OF A YE (PREPARATION, IMPLEMENTATION, DISSEMINATION)</p> |  |

| SESSION | METHOD | PICTURE |
|--|--|--|
| <p>18.30</p> <p>REFLECTION TIME</p> | <p>INFORMAL REFLECTION MOMENTS IN SMALL GROUPS IN ORDER TO EVALUATE THE DAY.</p> <p>METHOD: REFLECTION GROUPS COULD BE DONE AS GAMES, USING TOOLS LIKE PAINTINGS, CARDS AND IMAGES.</p> |  |
| <p>22.00</p> <p>INTERCULTURAL NIGHT</p> | <p>A MOMENT TO DISCOVER OTHER CULTURAL TRADITIONS: LITHUANIA, ITALY, SPAIN, GREECE AND FYRM PRESENTED THEIR OWN COUNTRY THROUGH SONGS, TYPICAL FOOD, GAME, FUNNY FACTS...</p> |  |

DAY 3 - 22/06/2017




| SESSION | METHOD | PICTURE |
|--|--|---|
| <p>9.30</p> <p>HOW TO WRITE A GOOD PROJECT</p> | <p>DISCUSSION ABOUT WHAT ARE THE MOST RELEVANT ASPECTS OF A GOOD PROJECT.</p> <p>METHOD: BRAINSTORMING, ERASMUS+ GUIDE EXPLANATION, VIDEO ABOUT PROBLEMS AND SOLUTIONS</p> |  |
| <p>10.30</p> <p>PROJECT IDEA: ACTIVITY DESIGN</p> | <p>THE PARTICIPANTS WORK IN COUPLES TO SHOW THE MAIN FEATURES OF THEIR ORGANISATIONS AND COUNTRY.</p> <p>METHOD: EACH COUPLE PREPARES A PRESENTATION, WRITING ABOUT THE AIMS, TARGET, ACTIVITIES AND NEEDS OF THE ORGANISATION.</p> |  |
| <p>11.30</p> <p>ROPE GAME</p> | <p>A SHORT ACTIVITY TO KNOW EACH OTHER'S EXPERIENCES IN YOUTH EXCHANGES AND ERASMUS+ PROJECTS.</p> <p>METHOD: THE PARTICIPANTS HAVE TO PLACE THEMSELVES IN ORDER ALONG THE ROPE, ACCORDING TO THEIR OWN EXPERIENCES.</p> |  |

| SESSION | METHOD | PICTURE |
|--|--|---|
| <p>11.45</p> <p>OBSTACLES AND DIFFICULTIES IN DESIGNING AND IMPLEMENTING A YE</p> | <p>THE PARTICIPANTS ARE DIVIDED IN 4 GROUPS, EACH GROUP HAS THE SAME MATERIALS TO SIMULATE THE PLANNING OF A YE IN DIFFERENT STEPS.</p> |  |
| <p>15.00</p> <p>FORMAL/INFORMAL/NON-FORMAL EDUCATION</p> | <p>DISCUSSION ABOUT THE DIFFERENCES BETWEEN FORMAL, INFORMAL AND NON-FORMAL EDUCATION AND ABOUT THE 7 DIFFERENT STYLES OF LEARNING.</p> <p>METHOD: BRAINSTORMING, LEARNING RIVER DRAWING ON WHAT EACH PARTICIPANT LEARNT IN F/INF/NF EDUCATION</p> |  |
| <p>16.30</p> <p>WORLD CAFE'</p> | <p>AN ACTIVITY ABOUT PARTNERSHIP QUALITIES: PARTICIPANTS SIT IN TURN AT 4 DIFFERENT TABLES (WHERE THEY FIND FOOD AND DRINKS) AND THEY DEAL WITH KEY FEATURES OF A YE (PARTNERSHIP AGREEMENT, COMMUNICATION AMONG PARTNERS, ROLE AND CONTRIBUTIONS OF PARTNERS, MESS WITH PARTNERS)</p> |  |


| SESSION | METHOD | PICTURE |
|--|--|--|
| <p>22.00</p> <p>INTERCULTURAL NIGHT</p> | <p>A MOMENT TO DISCOVER OTHER CULTURAL TRADITIONS: BULGARIA, PORTUGAL, CROATIA, HUNGARY AND CYPRUS PRESENTED THEIR OWN COUNTRY THROUGH SONGS, TYPICAL FOOD, GAME, FUNNY FACTS...</p> |  |
| | | |
| | | |

DAY 4- 23/06/2017




| SESSION | METHOD | PICTURE |
|--|--|--|
| <p>09.00 CULTURAL VISIT TO VINCI (FI)</p> | <p>MEETING WITH A COUNCIL MEMBER OF VINCI'S MUNICIPALITY. INFORMAL AND CULTURAL MOMENT TO SEE LEONARDO'S DA VINCI MUSEUM AND THE COUNTRYSIDE AROUND VINCI.</p> |  |
| <p>15.00 STRATEGY OF PROMOTION</p> | <p>THE PARTICIPANTS ARE DIVIDED IN 4 GROUPS AND EACH GROUP HAS TO PROMOTE AN OBJECT REPRESENTING A Y.E. (MESSAGE IN A BOTTLE, CHRISTMAS LIGHTS, MOBILE PHONE, PAINTING KIT).</p> |  |
| <p>16.00 STRATEGY OF DISSEMINATION</p> | <p>THE PARTICIPANTS ARE DIVIDED IN 4 GROUPS AND EACH GROUP HAS TO DISSEMINATE THE RESULTS OF THE TC THROUGH DIFFERENT CHANNELS (WEB RADIO, SOCIAL MEDIA, ART EXHIBITION, CONFERENCE IN THEIR ORGANISATION)</p> |  |

| SESSION | METHOD | PICTURE |
|---|--|---|
| <p>17.45 MY OWN PROJECT IDEA</p> | <p>EACH PARTICIPANT HAS TO WRITE IDEAS FOR A PROJECT AND PROMOTE THIS IN ORDER TO FIND PARTNERS. EVERYONE WILL HAVE TO JOIN A PROJECT THAT WILL BE FURTHER DEVELOPED IN THE NEXT DAYS</p> |  |
| <p>18.30 MID-TERM EVALUATION</p> | <p>A REFLECTION TIME ALL TOGHETER TO GIVE FEEDBACK ABOUT FIRST PART OF TC. METHOD: HAND EVALUATION. EACH FINGER REPRESENTS AN ASPECT OF THE TC AND EVERYONE HAS TO CHOOSE ONE TO GIVE HIS FEEDBACK.</p> |  |
| <p>20.30 BLIND DINNER & FREE NIGHT</p> | <p>DINNER WITH BLINDFOLDED PARTICIPANTS, SERVED BY THE STAFF: A SENSORIAL EXPERIENCE AND GROWING SUPPORT AND TRUST BETWEEN PARTICIPANTS.</p> |  |

DAY 5 - 24/06/2017

| SESSION | METHOD | PICTURE |
|--|--|--|
| <p>09.30</p> <p>HOW TO FILL IN THE APPLICATION FORM</p> | <p>THE TRAINERS EXPLAIN HOW TO FILL IN THE APPLICATION FORM, PROJECTING AN EXAMPLE AND ANALYZING THE MAIN POINTS.</p> |  |
| <p>11.30</p> <p>CHOOSING NEW PARTNERSHIPS</p> | <p>THE PARTICIPANTS PRESENT THE PROJECTS THEY WROTE THE DAY BEFORE. EVERYONE HAS TO CHOOSE A PROJECT IN ORDER TO BUILD NEW PARTNERSHIPS AND PLAN TOGETHER NEW EXCHANGES IN THE FUTURE.</p> |  |
| <p>20.30</p> <p>FACING THE APPLICATION FORM</p> | <p>THE PARTICIPANTS ARE DIVIDED INTO SMALL GROUPS: THEY START FILLING THE APPLICATION FORM BY THEMSELVES, ACCORDING TO THEIR PROJECT IDEAS AND AIMS.</p> |  |



| SESSION | METHOD | PICTURE |
|--|--|---|
| <p>17.00 REFLECTION TIME AND DEBRIEFING</p> | <p>THE TRAINERS GIVE ADVICES AND MAKE SUGGESTIONS ABOUT THE DEVELOPMENT OF THE PROJECTS.</p> <p>REFLECTION TIME IN SMALL GROUPS TO EVALUATE THE DAY.</p> |  |
| <p>18.00 VISIT TO ORME RADIO</p> | <p>THE PARTICIPANTS VISIT THE LOCAL WEB RADIO "ORME RADIO", TAKING PART IN A RADIO PROGRAMME TO SHARE THEIR FEELINGS AND THOUGHTS ABOUT THE TC.</p> |  |
| <p>20.00 DINNER AT CIRCOLO ARCI PETROIO</p> | <p>THE WHOLE GROUP HAS DINNER AT THE RESTAURANT OF CIRCOLO ARCI PETROIO, WHERE</p> |  |

DAY 6 - 25/06/2017

| SESSION | METHOD | PICTURE |
|---|---|--|
| <p>09.30 AFTER TRAINING PLANNING</p> | <p>SPLITTED IN SMALL GROUPS, THE PARTICIPANTS DISCUSS CONCRETE METHODS AND TOOLS TO DEVELOP THEIR PROJECTS AFTER THE END OF THE TRAINING COURSE, CREATING A CONCRETE FOLLOW UP PLAN.</p> |  |
| <p>15.00 FINAL EVALUATION</p> | <p>DIFFERENT ACTIVITIES TO GIVE THE FINAL FEEDBACKS TO THE TRAINING COURSE.</p> <p>METHODS: QUESTIONNAIRES, SELF-REFLECTION, VISUAL EVALUATION, EVALUATION USING SYMBOLS AND IMAGES, ROPE.</p> |  |
| <p>22.00 YOUTHPASS CEREMONY</p> | <p>TIME TO CELEBRATE THE RESULTS OF THE TRAINING COURSE, DELIVERING THE YOUTHPASS CERTIFICATE TO EACH PARTICIPANT AND TO SAY GOODBYE.</p> |  |